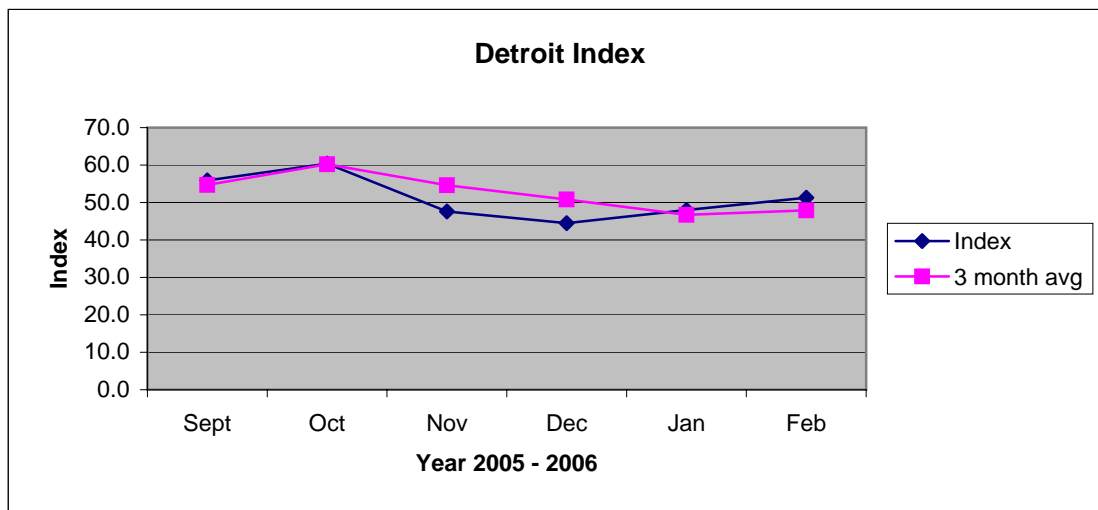


THE DETROIT REPORT

National Association of Purchasing Management - Metro Detroit

The NAPM - Metro Detroit Purchasing Managers index expands at 51.3

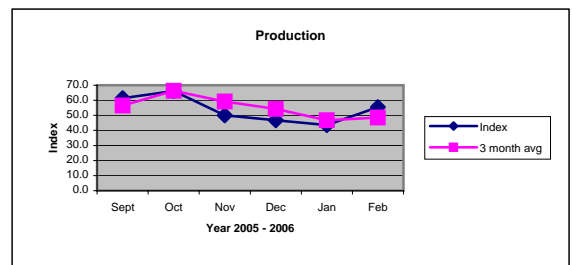
Detroit Index: The overall NAPM-MD Index expanded in February to 51.3.
Employment: Employment showed further declines in February, with the index falling to 44.6.
Prices: Prices moved ahead in February, after a modest reduction in January. Half of the survey respondents cited higher prices in February.
Items up or down in price: Respondents indicate a wide range of product price increases. These increases include: oils and lubricants, freight and energy costs, specialty fasteners and bearings, liner board and corrugated paper, fine paper, aluminum, copper and nylon. One respondent noted that ocean freight charges from Asia are up 6% since last May.
Economic Issues: Rising commodity prices are affecting a broad range of business. One company cited commodity speculation in raw materials as causing hardship for many businesses. Domestic air transportation costs are rising due to less competition from domestic low cost carriers. As a result, large carriers are providing significantly less service for higher prices. Bottlenecks are arising in the fabricated steel sector. Supply schedules are tight and lead-times are getting longer due to the high level of purchase orders. The problem is compounded by fewer firms in the industry.



Next Release
3 April 2006

Detroit Index		2005				2006	
		Sept	Oct	Nov	Dec	Jan	Feb
Index		55.9	60.4	47.6	44.5	48.0	51.3
Index	3 month average	54.7	60.2	54.6	50.8	46.7	47.9

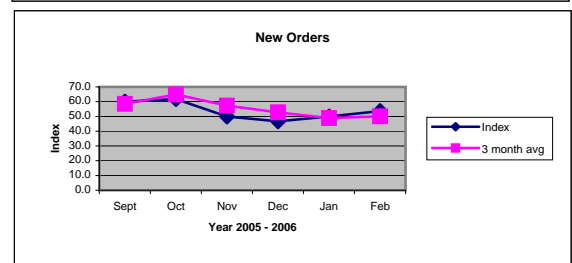
Production		2005				2006	
		Sept	Oct	Nov	Dec	Jan	Feb
	Higher	43.0	47.1	25.0	27.0	26.0	46.0
	Same	37.0	38.2	50.0	40.0	35.0	18.0
	Lower	20.0	14.7	25.0	33.0	39.0	36.0
Index		61.4	66.2	50.0	46.7	43.5	55.4
Index	3 month average	56.5	66.3	59.2	54.3	46.7	48.5



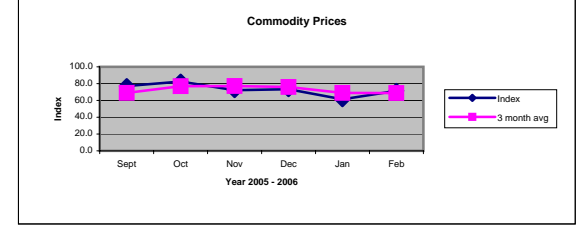
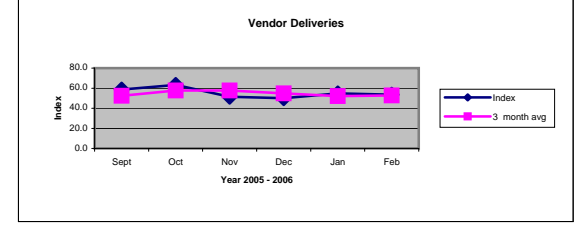
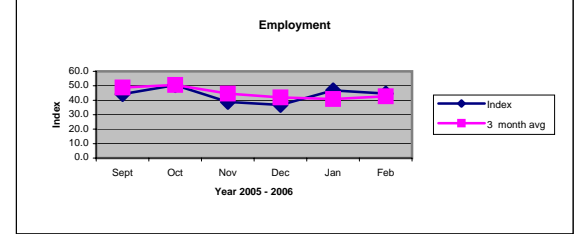
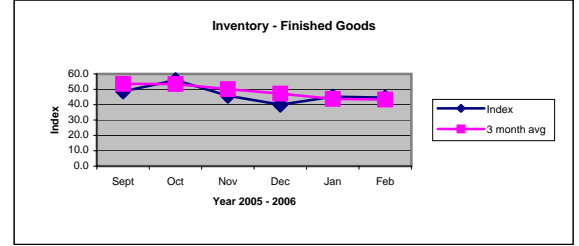
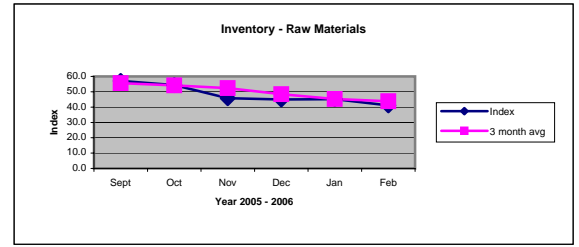
Production expands in February

New Orders		2005				2006	
		Sept	Oct	Nov	Dec	Jan	Feb
	Higher	46.0	38.2	33.0	30.0	32.0	46.0
	Same	29.0	47.0	33.0	33.0	35.0	14.0
	Lower	26.0	11.9	33.0	37.0	32.0	39.0
Index		60.0	61.8	50.0	46.7	50.0	53.6
Index	3 month average	58.5	64.9	57.3	52.8	48.9	50.1

New orders expanding in February



Inventory - Raw Materials		2005				2006	
		Sept	Oct	Nov	Dec	Jan	Feb
	Higher	37.0	26.0	17.0	23.0	13.0	14.0
	Same	40.0	56.0	58.0	43.0	65.0	54.0
	Lower	23.0	18.0	25.0	33.0	23.0	32.0
Index		57.1	54.4	45.8	45.0	45.2	41.1
Index	3 month average	55.6	54.2	52.4	48.4	45.3	43.8
Raw materials inventory declines in February							
Inventory - Finished Goods		2005				2006	
		Sept	Oct	Nov	Dec	Jan	Feb
	Higher	20.0	24.0	17.0	10.0	19.0	18.0
	Same	57.0	65.0	58.0	60.0	52.0	54.0
	Lower	23.0	12.0	25.0	30.0	29.0	29.0
Index		48.6	55.9	45.8	40.0	45.2	44.6
Index	3 month average	53.5	53.4	50.1	47.2	43.7	43.3
Finished goods inventory shrinks in February							
Employment		2005				2006	
		Sept	Oct	Nov	Dec	Jan	Feb
	Higher	14.0	21.0	19.0	3.0	23.0	14.0
	Same	60.0	59.0	39.0	67.0	48.0	61.0
	Lower	26.0	21.0	42.0	30.0	29.0	25.0
Index		44.3	50.5	38.9	36.7	46.8	44.6
Index	3 month average	48.8	50.6	44.6	42.0	40.8	42.7
Employment contracts in February							
Vendor Deliveries		2005				2006	
		Sept	Oct	Nov	Dec	Jan	Feb
	Faster	9.0	9.0	14.0	0.0	10.0	4.0
	Same	66.0	56.0	69.0	100.0	71.0	86.0
	Slower	26.0	35.0	17.0	0.0	19.0	11.0
Index		58.6	63.2	51.4	50.0	54.8	53.6
Index	3 month average	52.5	57.7	57.7	54.9	52.1	52.8
Deliveries are slow							
Commodity Prices		2005				2006	
		Sept	Oct	Nov	Dec	Jan	Feb
	Higher	57.0	71.0	50.0	50.0	35.0	50.0
	Same	40.0	24.0	44.0	47.0	52.0	43.0
	Lower	3.0	6.0	6.0	3.0	13.0	7.0
Index		77.1	82.4	72.2	73.3	61.3	71.4
Index	3 month average	69.0	77.0	77.2	76.0	68.9	68.7
Prices move higher in February							



NOTICE:

No warranty, expressed or implied, is attached to these figures or their use. While the figures are compiled with professional care, no representations about appropriateness, accuracy, or suitability for specific applications are made.

For more information, contact
NAPM-Detroit
Lawrence Technological University
Dr. David Allardice
Email: allardice@ltu.edu
Tel: 248-204-3074