

THE DETROIT REPORT

National Association of Purchasing Management - Metro Detroit

The NAPM - Metro Detroit Purchasing Managers index slows to 50.2

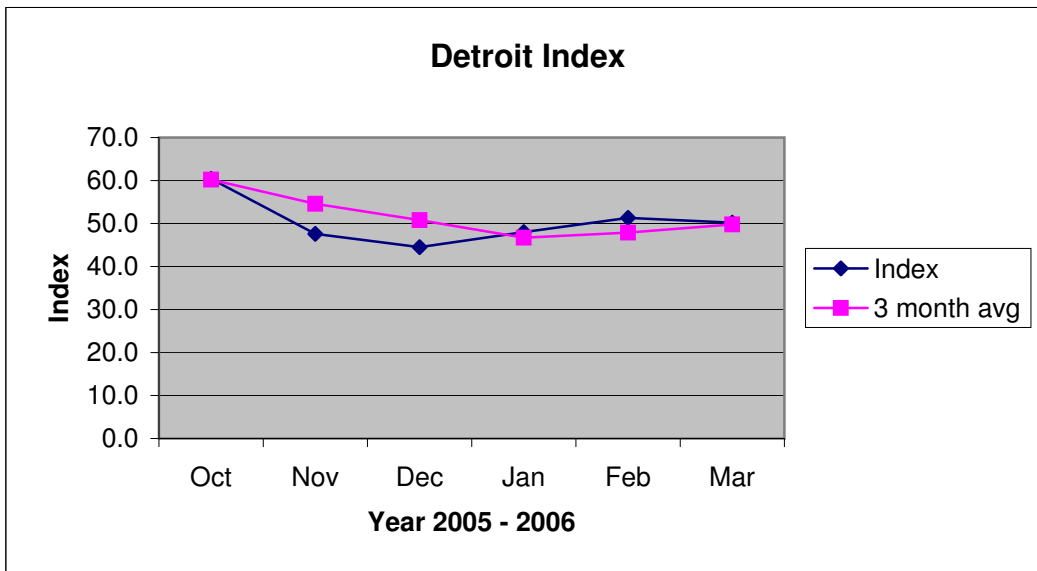
Detroit Index: The overall NAPM-MD Index indicates almost no growth in March at 50.2

Employment: Employment continues to contract, March at 45.2

Prices: Commodity prices pull back from February, but continue to rise at 66.3

Items up or down in price: Respondents indicate that prices continue to rise for a wide range of commodities. Items up in price in March include: plastic, vinyl, chemicals, paper products, aluminum, titanium, resins, freights cost, steel, antimony, bronze, aluminum and zinc die castings, and energy related products.

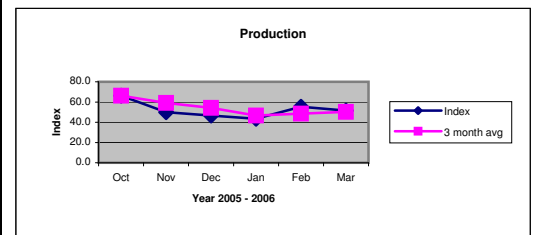
Economic Issues: Reports indicate that the southeast Detroit area, in general, and the automotive sector, in particular, are contracting. One respondent indicates that conditions in the Michigan economy are "absolutely terrible." Supplier financial stability is a major concern. One respondent cited customer bankruptcy as a major problem. The weakness of the automotive industry is seriously impacting the overall economic outlook. Firms are monitoring energy and resin prices and shipping activity in the gulf coast in advance of the next hurricane season. Major economic concerns cited: interest rates, war in Iraq, federal deficit, and trade imbalances.



Next Release
1 May 2006

Detroit Index		2005			2006		
		Oct	Nov	Dec	Jan	Feb	Mar
Index		60.4	47.6	44.5	48.0	51.3	50.2
Index	3 month average	60.2	54.6	50.8	46.7	47.9	49.8

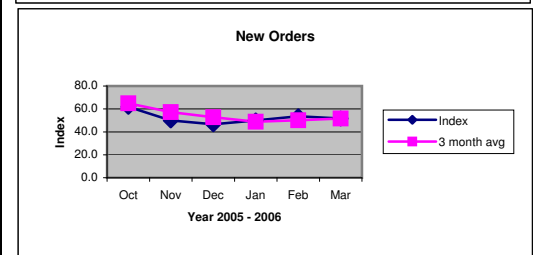
Production		2005			2006		
		Oct	Nov	Dec	Jan	Feb	Mar
	Higher	47.1	25.0	27.0	26.0	46.0	23.0
	Same	38.2	50.0	40.0	35.0	18.0	58.0
	Lower	14.7	25.0	33.0	39.0	36.0	19.0
Index		66.2	50.0	46.7	43.5	55.4	51.6
Index	3 month average	66.3	59.2	54.3	46.7	48.5	50.2



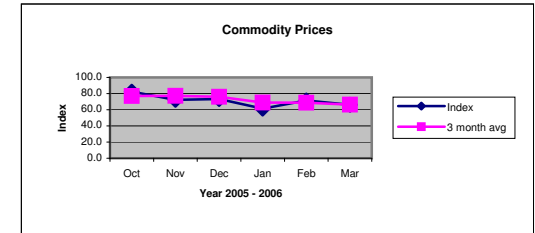
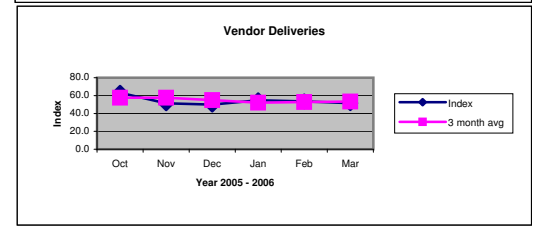
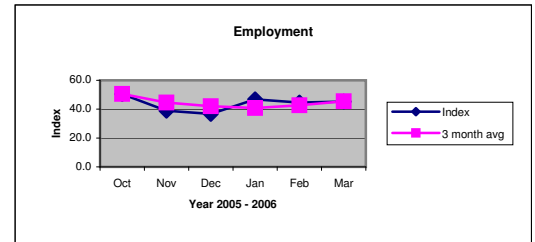
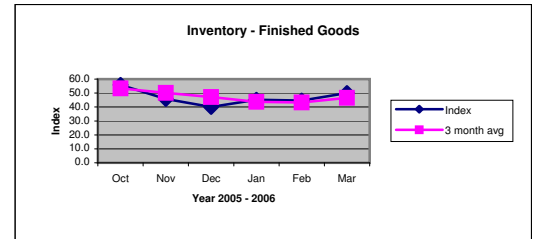
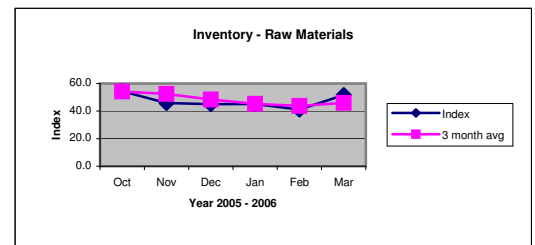
Production expands modestly

New Orders		2005			2006		
		Oct	Nov	Dec	Jan	Feb	Mar
	Higher	38.2	33.0	30.0	32.0	46.0	29.0
	Same	47.0	33.0	33.0	35.0	14.0	45.0
	Lower	11.9	33.0	37.0	32.0	39.0	26.0
Index		61.8	50.0	46.7	50.0	53.6	51.6
Index	3 month average	64.9	57.3	52.8	48.9	50.1	51.7

New orders expand slightly



Inventory - Raw Materials		2005			2006		
		Oct	Nov	Dec	Jan	Feb	Mar
	Higher	26.0	17.0	23.0	13.0	14.0	3.0
	Same	56.0	58.0	43.0	65.0	54.0	58.0
	Lower	18.0	25.0	33.0	23.0	32.0	19.0
Index		54.4	45.8	45.0	45.2	41.1	51.6
Index	3 month average	54.2	52.4	48.4	45.3	43.8	46.0
Raw materials inventories expand in March							
Inventory - Finished Goods		2005			2006		
		Oct	Nov	Dec	Jan	Feb	Mar
	Higher	24.0	17.0	10.0	19.0	18.0	19.0
	Same	65.0	58.0	60.0	52.0	54.0	61.0
	Lower	12.0	25.0	30.0	29.0	29.0	19.0
Index		55.9	45.8	40.0	45.2	44.6	50.0
Index	3 month average	53.4	50.1	47.2	43.7	43.3	46.6
Finished goods inventory is in neutral in March							
Employment		2005			2006		
		Oct	Nov	Dec	Jan	Feb	Mar
	Higher	21.0	19.0	3.0	23.0	14.0	23.0
	Same	59.0	39.0	67.0	48.0	61.0	45.0
	Lower	21.0	42.0	30.0	29.0	25.0	32.0
Index		50.5	38.9	36.7	46.8	44.6	45.2
Index	3 month average	50.6	44.6	42.0	40.8	42.7	45.5
Employment shrinks in March							
Vendor Deliveries		2005			2006		
		Oct	Nov	Dec	Jan	Feb	Mar
	Faster	9.0	14.0	0.0	10.0	4.0	10.0
	Same	56.0	69.0	100.0	71.0	86.0	77.0
	Slower	35.0	17.0	0.0	19.0	11.0	13.0
Index		63.2	51.4	50.0	54.8	53.6	51.6
Index	3 month average	57.7	57.7	54.9	52.1	52.8	53.3
Deliveries are slow							
Commodity Prices		2005			2006		
		Oct	Nov	Dec	Jan	Feb	Mar
	Higher	71.0	50.0	50.0	35.0	50.0	42.0
	Same	24.0	44.0	47.0	52.0	43.0	48.0
	Lower	6.0	6.0	3.0	13.0	7.0	10.0
Index		82.4	72.2	73.3	61.3	71.4	66.1
Index	3 month average	77.0	77.2	76.0	68.9	68.7	66.3
Prices continue to rise in March							



NOTICE:

No warranty, expressed or implied, is attached to these figures or their use. While the figures are compiled with professional care, no representations about appropriateness, accuracy, or suitability for specific applications are made.

For more information, contact
NAPM-Detroit
Walsh College
Dr. David Allardice
Email: dallardice@walshcollege.edu
Tel: 248-823-1274